

# The American Time Use Survey (ATUS)

---

Rachel Krantz-Kent  
Program manager, ATUS  
September 22, 2011



[www.bls.gov](http://www.bls.gov)

# What is the ATUS?

---

- A continuous survey about how, where, and with whom Americans use their time
- Also collects info about respondents':
  - ▶ Demographics
  - ▶ Labor force status, occupation, earnings
  - ▶ Household composition
  - ▶ School enrollment status

# Why are time use data produced?

---

- To measure the time people spend doing unpaid household production
- To better understand work patterns: where, when, and how long individuals work
- To learn about quality of life in the United States, beyond income and earnings

# Tracking our economy with ATUS data

---

- **Time use during recessions** by Mark Aguiar, Erik Hurst, and Loukas Karabarbounis, NBER working paper, July 2011.
- **Job search and unemployment insurance: New evidence from time use data** by Alan Krueger and Andreas Mueller, Journal of Public Economics, April 2010.
- **The Time and Timing Costs of Market Work** by Daniel Hamermesh and Stephen Donald, NBER working paper, May 2007.

# Tracking our economy with ATUS data

---

- **Unemployment, market work, and household production** by Michael Burda and Daniel Hamermesh, *Economic Letters*, May 2010.
- **Accounting for nonmarket production: A prototype satellite account using the ATUS** by Steven Landefeld, et al, *Review of Income and Wealth*, June 2009.

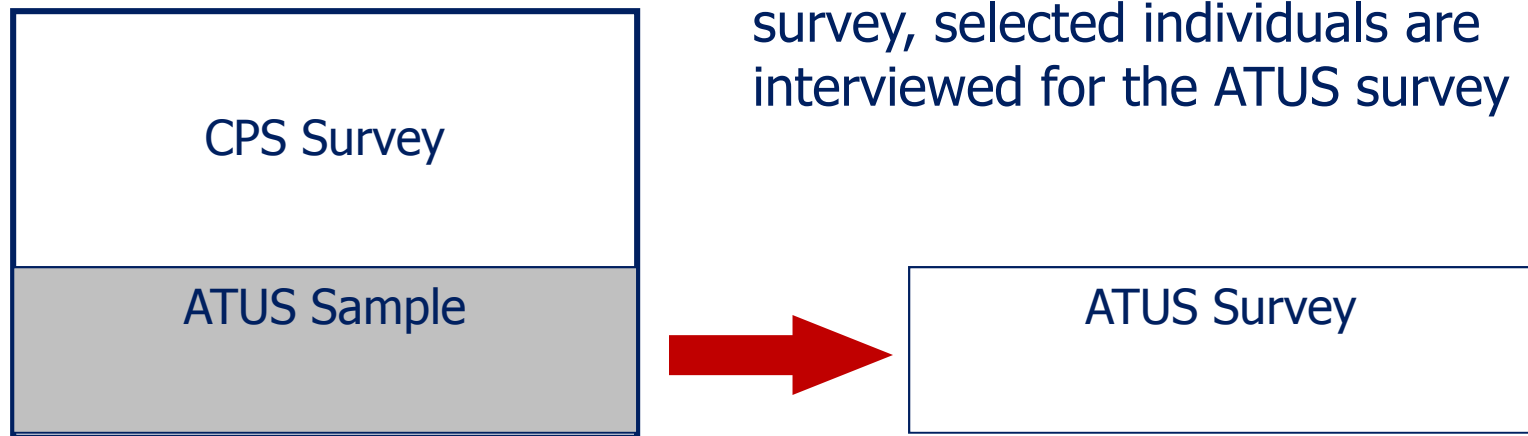
# ATUS basics

---

- Nationally-representative survey of persons age 15 and over
- A 20-minute computer-assisted interview conducted by telephone
- A Bureau of Labor Statistics survey, conducted by the U.S. Census Bureau

# ATUS Sample

- People are selected from households that recently completed the monthly labor force survey—the Current Population Survey (CPS)



# Interview, part I

---

- Info about household composition
  - ▶ Who lives in the household?
    - Age and sex of each person
    - Each person's relationship to the respondent
  - ▶ Does the respondent have any children who do not live in the household?



# Interview, part I

## How is Harry Potter related to you?

20. Spouse (husband/wife)     
  25. Brother/sister     
  30. Other nonrelative  
 21. Unmarried partner     
  26. Other related person (aunt, cousin, nephew, mother-in-law, etc.)     
  40. Non-household child  
 22. Child/stepchild  
 23. Grandchild  
 24. Parent (mother or father)     
  27. Foster child  
 28. Housemate/roommate  
 29. Roomer/boarder

### Demographics

	Stat	First Name	Last Name	Mem	Ure	Sex	Rel	Birth Month	Day	Year	Age
[1]	<input type="checkbox"/>	Petunia	Dursley	1		2	18	6	10	1962	42
[2]	<input type="checkbox"/>	Vernon	Dursley	1		1	20	1	23	1959	45
[3]	<input type="checkbox"/>	Dudley	Dursley	1		1	22	7	20	1993	11
[4]	<input type="checkbox"/>	Harry	Potter	1		1	26				
[5]	<input type="checkbox"/>										
[6]											

# Interview, part II

---

## ■ Labor force info

- ▶ Respondent's employment status, usual work hours, earnings, industry, occupation
- ▶ Spouse's employment status, usual work hours

## ■ School enrollment status

- ▶ College or high school
- ▶ Full-time or part-time student

# Interview, part III

---

- 24-hour time diary about “yesterday”
  - ▶ Respondent’s main activities
  - ▶ Who?
  - ▶ Where?
  - ▶ Childcare as a secondary activity

# Interview, part III

So let's begin. Yesterday, Monday, at 4:00 AM, what were you doing?

- Use the slash key (/) for recording separate/simultaneous activities.
- Do not use precodes for secondary activities.

- |                              |                                 |                                    |
|------------------------------|---------------------------------|------------------------------------|
| 1. Sleeping                  | 8. Cleaning kitchen             | 30. Don't know/Can't remember      |
| 2. Grooming (self)           | 9. Laundry                      | 31. Refusal/ None of your business |
| 3. Watching TV               | 10. Grocery shopping            |                                    |
| 4. Working at main job       | 11. Attending religious service |                                    |
| 5. Working at other job      | 12. Paying household bills      |                                    |
| 6. Preparing meals or snacks | 13. Caring for animals and pets |                                    |
| 7. Eating and drinking       |                                 |                                    |

	Start	ID	Activity	TIME	Hrs	Mins	Stop	Who	Who_2	Where	Where specify
[1]	4:00AM		Sleeping	2	8	0	12:00PM				
[2]	12:00PM		Preparing meals and snacks	1	1	0	1:00PM	0		1	Respondent's home
[3]	1:00PM		playing with kids	1		1	1:01PM	2		1	Respondent's home
[4]	1:01PM		Grooming	1	2	0	3:01PM				
[5]	3:01PM		Eating and drinking	1	0	00	3:01PM	0		1	Respondent's home

# Interview, part III

## Who was in the room with you? / Who accompanied you?

On HH Roster

NonHH Family

Other NonHH

- |   |  |   |
|---|--|---|
| <input type="checkbox"/> 0. Alone                     | <input type="checkbox"/> 51. Parents   | <input type="checkbox"/> 54. Friends                          |
| <input type="checkbox"/> 2. Vernon Dursley            | <input type="checkbox"/> 52. Other non-HH family members < 18                                | <input type="checkbox"/> 55. Co-workers, colleagues, clients  |
| <input checked="" type="checkbox"/> 3. Dudley Dursley | <input type="checkbox"/> 53. Other non-HH family members 18 and older (incl. Parents-in-law) | <input type="checkbox"/> 56. Neighbors, acquaintances         |
| <input checked="" type="checkbox"/> 4. Harry Potter   |  | <input type="checkbox"/> 57. Other non-HH children < 18       |
| <input type="checkbox"/> 5.                           |  | <input type="checkbox"/> 58. Other non-HH adults 18 and older |
| <input type="checkbox"/> 6.                           |  |   |
| <input type="checkbox"/> 7.                           |  |   |
| <input type="checkbox"/> 8.                           |  |   |
| <input type="checkbox"/> 9.                           |  |   |
| <input type="checkbox"/> 10.                          |  |   |
| <input type="checkbox"/> 50. All household members    |  |   |

	Start	ID	Activity	TIME	Hrs	Mins	Stop	Who	Who_2	Where	Where specify
1]	4:00AM	<input type="checkbox"/>	Sleeping	2	3	0	7:00AM				
2]	7:00AM	<input type="checkbox"/>	Grooming / listening to the radio	2	0	30	7:30AM				
3]	7:30AM	<input type="checkbox"/>	Preparing meals and snacks	1	0	35	8:05AM	3		1	Respondent's
4]	8:05AM	<input type="checkbox"/>	Yelling at Harry	1		45	8:50AM	3,4			

# Interview, part III

Where were you while you were yelling at harry?

PLACE

MODE OF TRANSPORTATION

- 1. Respondent's home or yard
- 2. Respondent's workplace
- 3. Someone else's home
- 4. Restaurant/Bar
- 5. Place of worship
- 6. Grocery store
- 7. Other store/Mall
- 8. School
- 9. Outdoors away from home
- 10. Library
- 11. Other place (specify)
- 12. Car, truck, or motorcycle (driver)
- 13. Car, truck, or motorcycle (passenger)
- 14. Walking
- 15. Bus
- 16. Subway/Train
- 17. Bicycle
- 18. Boat/Ferry
- 19. Taxi/Limousine Service
- 20. Airplane
- 21. Other (specify)

	Start	ID	Activity	TIME	Hrs	Mins	Stop	Who	Who_2	Where
1]	4:00AM	<input type="checkbox"/>	Sleeping	<input type="text" value="2"/>	<input type="text" value="3"/>	<input type="text" value="0"/>	7:00AM			
2]	7:00AM	<input type="checkbox"/>	Grooming / listening to the radio	<input type="text" value="2"/>	<input type="text" value="0"/>	<input type="text" value="30"/>	7:30AM			
3]	7:30AM	<input type="checkbox"/>	Preparing meals and snacks	<input type="text" value="1"/>	<input type="text" value="0"/>	<input type="text" value="35"/>	8:05AM	<input type="text" value="3"/>		<input type="text" value="1"/>
4]	8:05AM	<input type="checkbox"/>	Yelling at Harry	<input type="text" value="1"/>	<input type="text" value=""/>	<input type="text" value="45"/>	8:50AM	<input type="text" value="3,4"/>		<input type="text" value="1"/>

# Additional questions

---

## ■ On secondary childcare

- ▶ Identify activities in which the respondent also had a child under age 13 in his or her care
- ▶ For example, “Fixing dinner while keeping an eye on my daughter”

## ■ On Eldercare

- ▶ To identify respondents who provide eldercare
- ▶ To identify diary activities that were eldercare

# 17 Major activity categories of the ATUS lexicon

---

- Personal Care
- Household activities
- Caring for and helping household members
- Caring for and helping nonhousehold members
- Work and work-related activities
- Education
- Consumer purchases
- Professional and personal care services
- Household services



# 17 Major activity categories of the ATUS lexicon

---

- Government services and civic obligations
- Eating and drinking
- Socializing, relaxing, and leisure
- Sports, exercise, and recreation
- Religious and spiritual activities
- Volunteer activities
- Telephone calls
- Traveling

# Activity coding: 3-levels of activity detail

- 02 Household activities
  - ▶ 01 Housework
    - 01 Interior cleaning
    - 02 Laundry
    - 03 Sewing, repairing, & maintaining textiles
    - 04 Storing interior hh items, including food
    - 99 Housework, n.e.c.
  - ▶ 02 Food & drink prep., presentation, & clean-up
    - 01 Food & drink preparation
    - 02 Food presentation
    - 03 Kitchen & food clean-up

# ATUS estimates

---

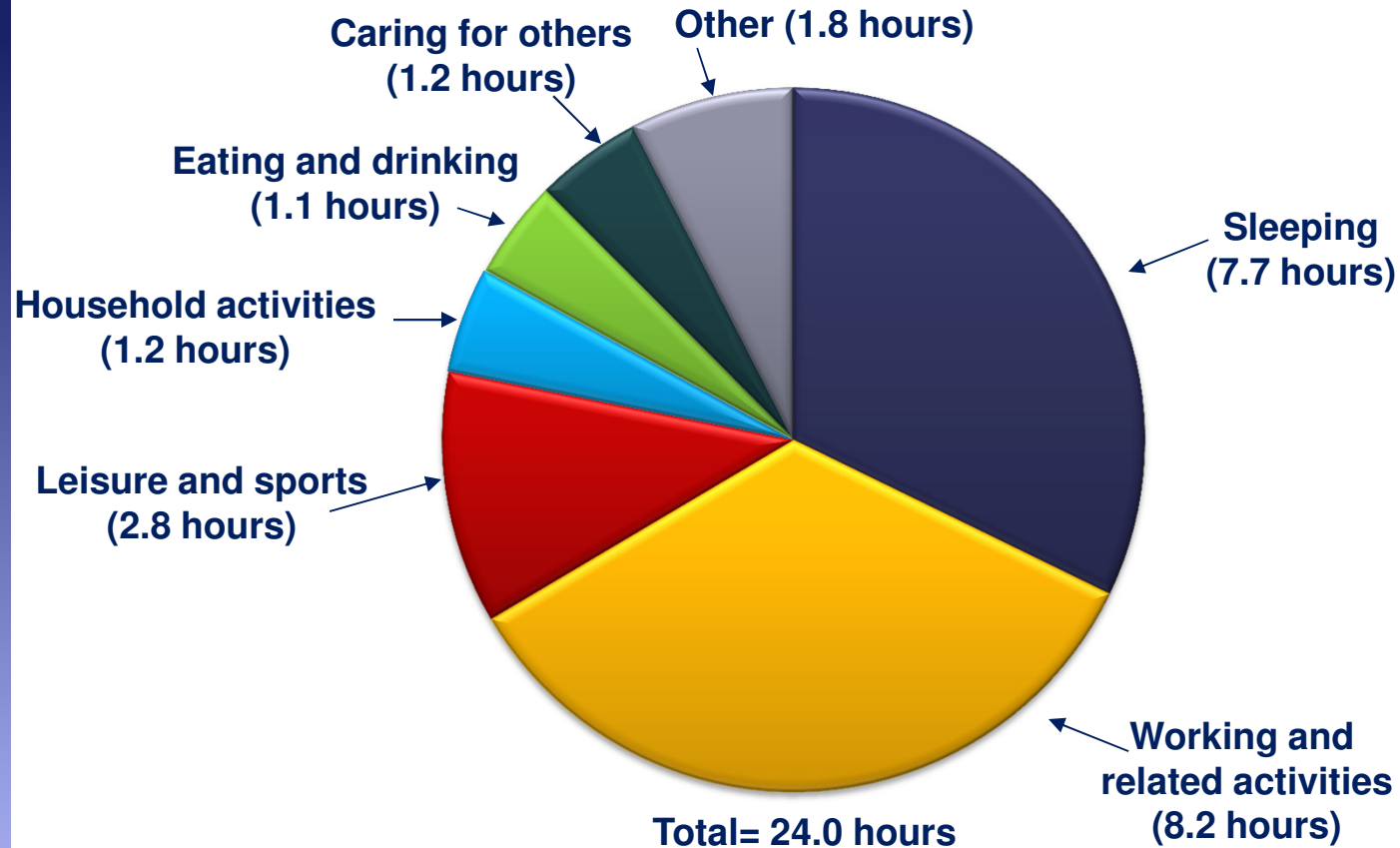
- Are representative of the U.S. civilian, noninstitutional population or subgroups of this population, such as:
  - ▶ Employed individuals
  - ▶ Women, Men
  - ▶ Parents
  - ▶ By age group

# Types of ATUS estimates

---

- Average hours spent doing activities
- Number and percent of individuals engaging in activities on an average day
- Time of day when individuals do activities

# Time use on an average work day for employed persons ages 25 to 54 with children

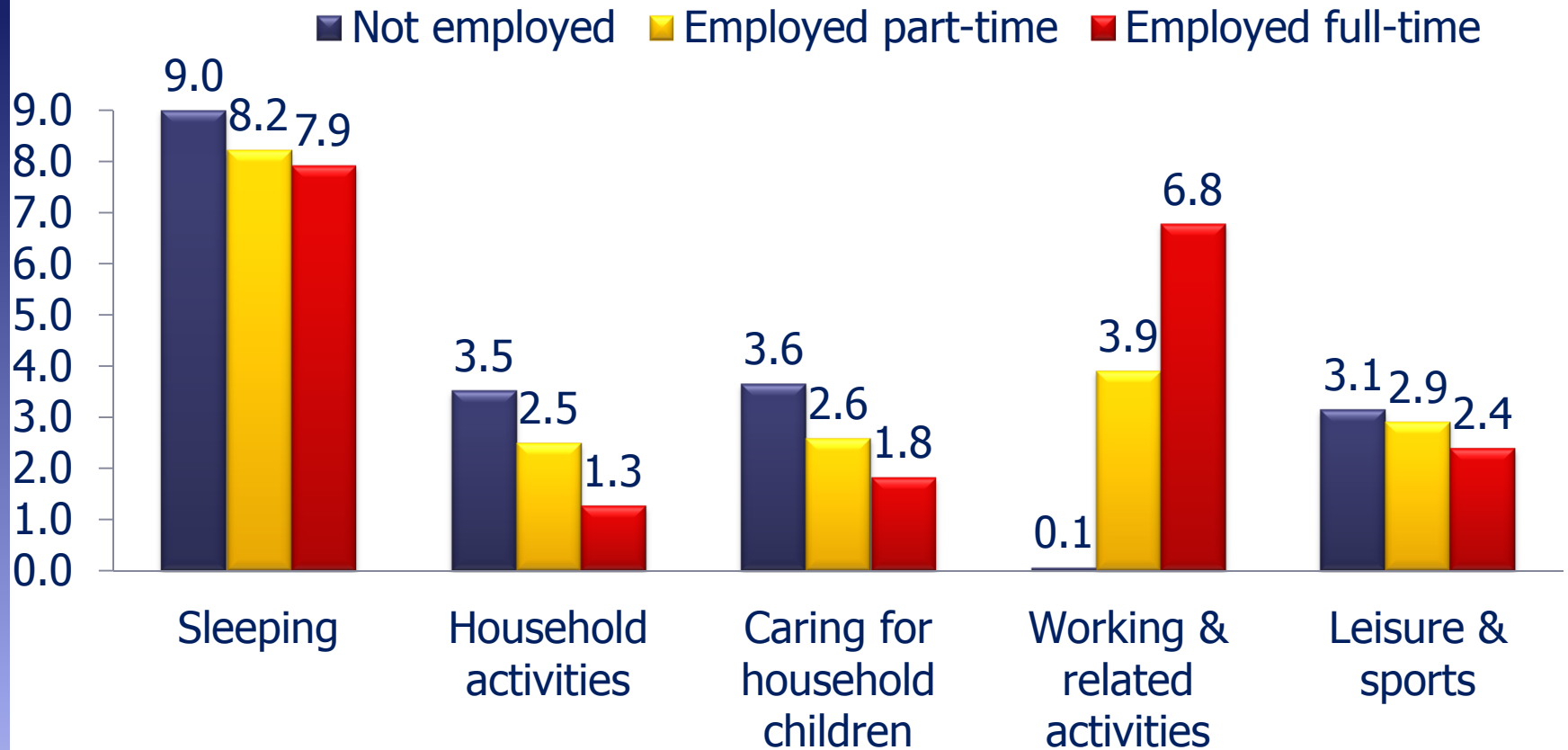


NOTE: Data include employed persons on days they worked, ages 25 to 54, who lived in households with children under 18. Data include non-holiday weekdays and are annual averages for 2010.

Source: American Time Use Survey, Bureau of Labor Statistics



# Weekday time use of married women living with young children, by employment status

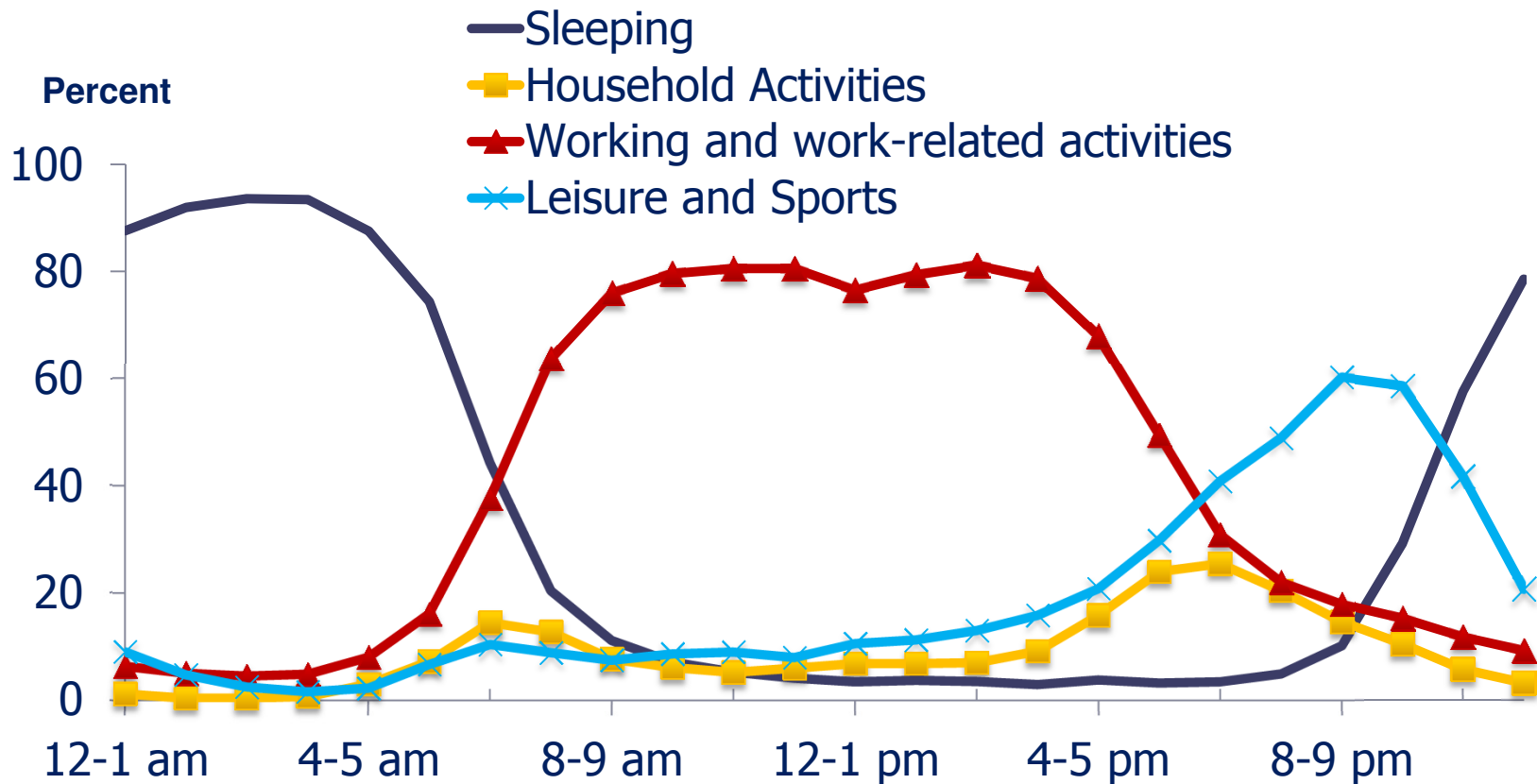


NOTE: Data include all married women, ages 25 to 54, with a child under 6 present in the household. Data include non-holiday weekdays and are annual averages for 2010.

Source: American Time Use Survey, Bureau of Labor Statistics



# Percent of employed persons who did selected activities on workdays by hour of the day



NOTE: Data include individuals, age 15 and over, who were employed full-time on days they worked. Data are an average for 2010.

Source: American Time Use Survey, Bureau of Labor Statistics



# ATUS modules

---

- 5-minutes of questions asked at the end of the ATUS
- ATUS has had 3 modules:
  - ▶ Eating & Health module, sponsored by the USDA and National Institutes of Health (2006-08)
  - ▶ Well-being module, sponsored by the National Institute on Aging (2010)
  - ▶ Leave module, sponsored by the DOL Women's Bureau (2011)



# Rachel Krantz-Kent

Program manager,  
American Time Use Survey

[www.bls.gov/tus](http://www.bls.gov/tus)

202-691-6517

[krantz-kent.rachel@bls.gov](mailto:krantz-kent.rachel@bls.gov)



# BLS

BUREAU OF LABOR STATISTICS  
U.S. DEPARTMENT OF LABOR

[www.bls.gov](http://www.bls.gov)