

# **American Community Survey Administrative Records Research**

**Association of Public Data Users  
2015 Annual Conference**

**Amy O'Hara  
Chief, Center for Administrative Records  
Research and Applications**

**September 1, 2015**

# Objective of Administrative Records Research

- Identify administrative records and third party data sources to replace questionnaire content
- Pursue access to new sources
- Evaluate coverage rates and agreement

# Initial Research

- Housing
  - Phone service, Year built, Part of condominium, Tenure, Property value, Real estate taxes, Have mortgage/ mortgage amount, Second mortgage/HELOC and payment
  - Number of rooms and bedrooms, facilities, fuel type, acreage
- Income
  - Social Security, Supplemental Security Income, Wages, Self Employment Income, Interest/dividends, Pensions
- Sale of agricultural products
- Residence one-year ago

# Data Sources

- Third party data for phone service and housing questions
- Internal Revenue Service (IRS) Form 1040, 1099, and W-2 for income question
- IRS for residence one-year ago question

# Year Built

## 2 About when was this building first built?

2000 or later – *Specify year* →



1990 to 1999

1980 to 1989

1970 to 1979

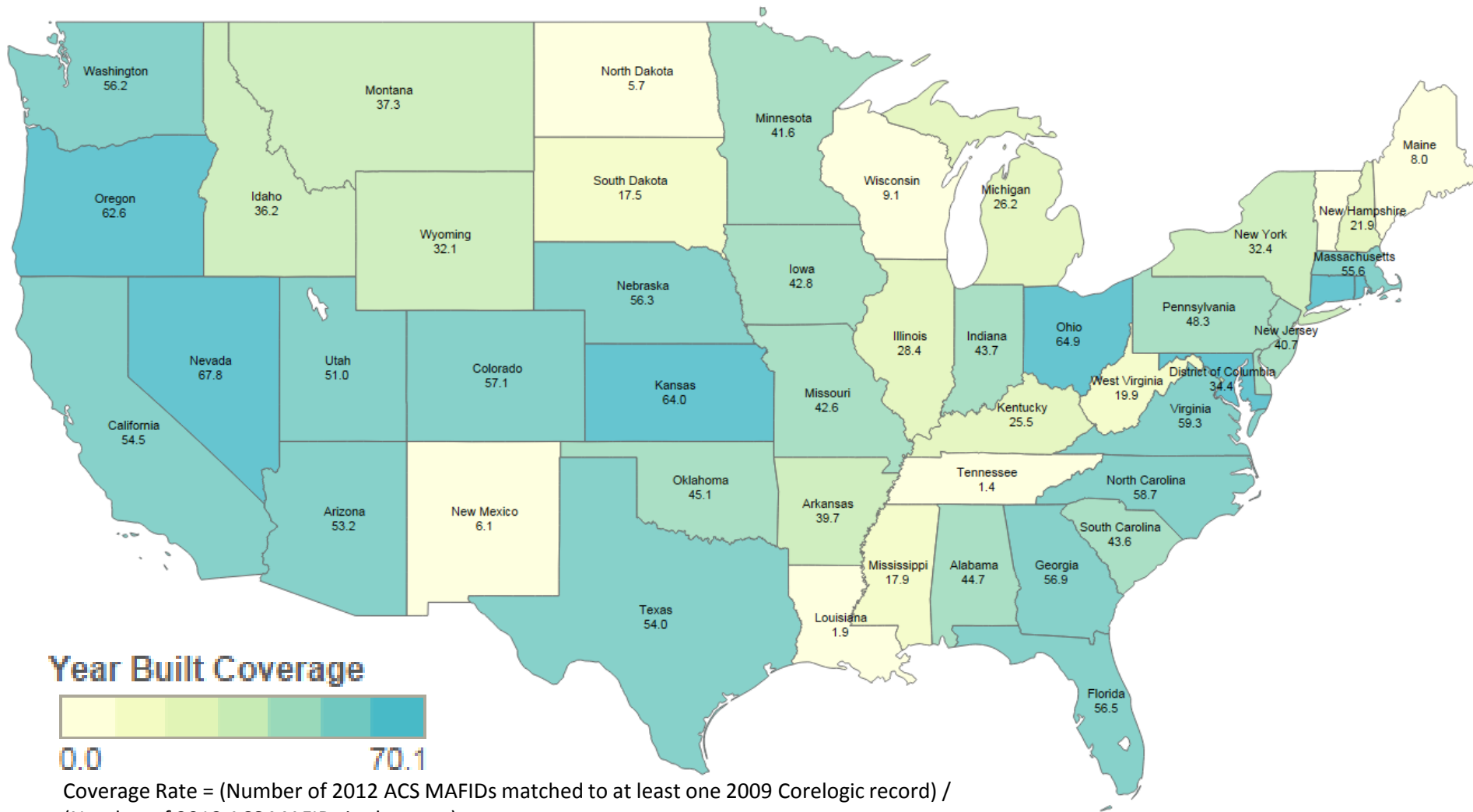
1960 to 1969

1950 to 1959

1940 to 1949

1939 or earlier

# Presence of Year Built in Corelogic for 2012 ACS MAFIDs

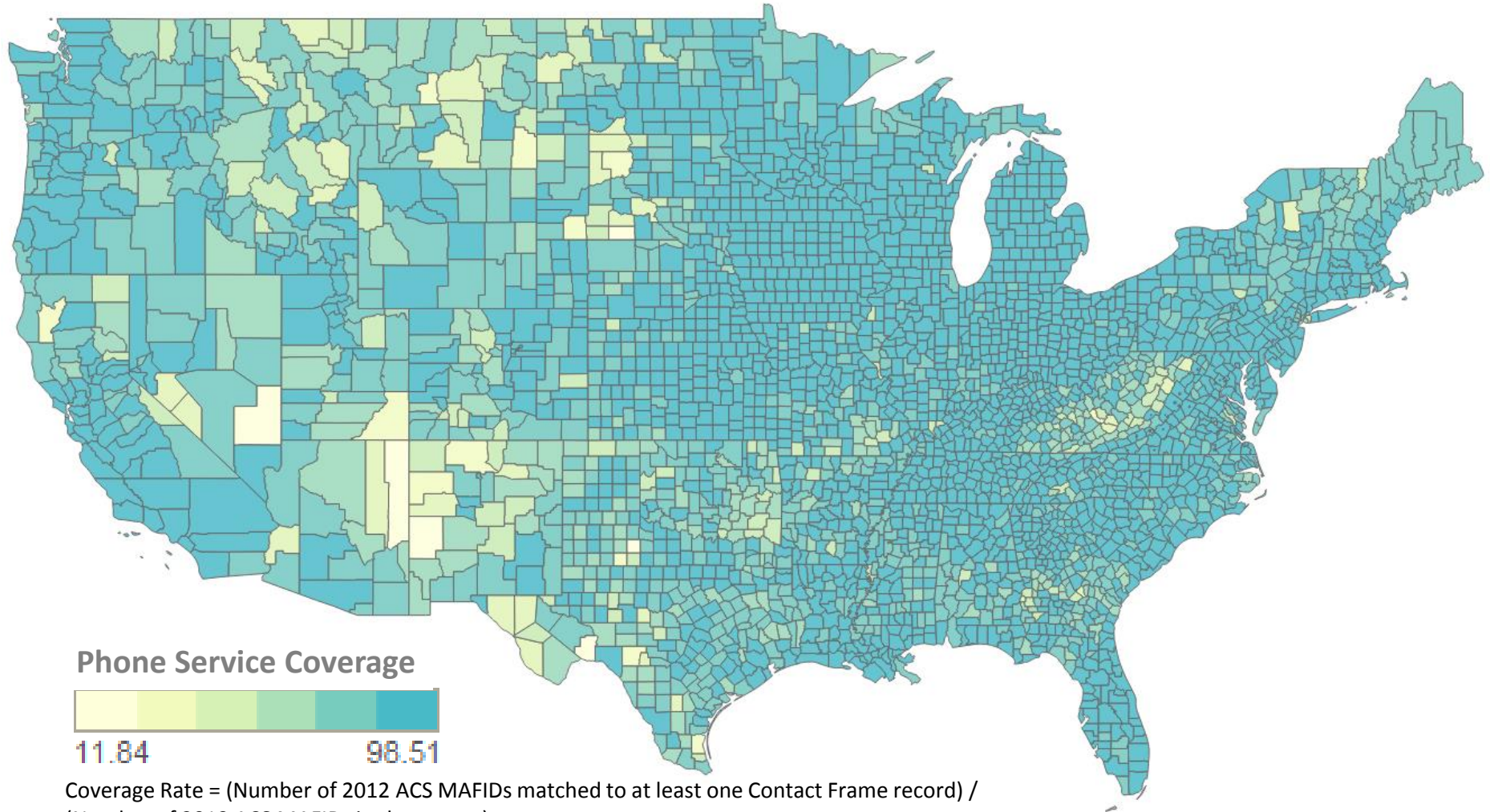


# Presence of Phone

**8** Does this house, apartment, or mobile home have -

	Yes	No
a. hot and cold running water?	<input type="checkbox"/>	<input type="checkbox"/>
b. a flush toilet?	<input type="checkbox"/>	<input type="checkbox"/>
c. a bathtub or shower?	<input type="checkbox"/>	<input type="checkbox"/>
d. a sink with a faucet?	<input type="checkbox"/>	<input type="checkbox"/>
e. a stove or range?	<input type="checkbox"/>	<input type="checkbox"/>
f. a refrigerator?	<input type="checkbox"/>	<input type="checkbox"/>
g. telephone service from which you can both make and receive calls? <i>Include cell phones.</i>	<input type="checkbox"/>	<input type="checkbox"/>

# Presence of Phone Number(s) in Contact Frame for 2012 ACS MAFIDs



Phone Service Coverage



Coverage Rate = (Number of 2012 ACS MAFIDs matched to at least one Contact Frame record) / (Number of 2012 ACS MAFIDs in the county)





# Presence of Income Return in IRS for 2011 ACS PIKs

Match Rate of 1099 Forms for TY2010									
	(a) 2011 ACS w/ PIK and 1099	(b) 1099-MISC	(c) 1099-R	(d) 1099-S	(e) 1099-G	(f) W-2	(g) 1099-SSA	(h) 1099-INT	(i) 1099-DIV
Age									
<18	0.16	0.01	0.00	0.00	0.00	0.04	0.05	0.06	0.04
18-64	0.88	0.11	0.14	0.01	0.34	0.72	0.08	0.30	0.14
65+	0.98	0.11	0.62	0.01	0.21	0.20	0.92	0.54	0.29
Urban	0.73	0.08	0.19	0.00	0.24	0.49	0.20	0.29	0.15
Rural	0.75	0.10	0.20	0.01	0.24	0.47	0.24	0.29	0.13
Northeast	0.76	0.07	0.20	0.00	0.26	0.50	0.22	0.35	0.19
Midwest	0.76	0.09	0.20	0.01	0.31	0.50	0.22	0.29	0.15
South	0.72	0.09	0.19	0.01	0.17	0.46	0.23	0.26	0.12
West	0.71	0.10	0.17	0.01	0.24	0.46	0.18	0.28	0.13

Coverage Rate = (Number of 2011 ACS PIKs matched to at least one TY2010 IRS Information Return) /  
(Number of 2011 ACS PIKs)

Source: 2011 ACS and TY2010 IRS Information Returns



# Residence One Year Ago

**15 a. Did this person live in this house or apartment 1 year ago?**

Person is under 1 year old → *SKIP to question 16*

Yes, this house → *SKIP to question 16*

No, outside the United States and Puerto Rico – *Print name of foreign country, or U.S. Virgin Islands, Guam, etc., below; then SKIP to question 16*

No, different house in the United States or Puerto Rico

**b. Where did this person live 1 year ago?**

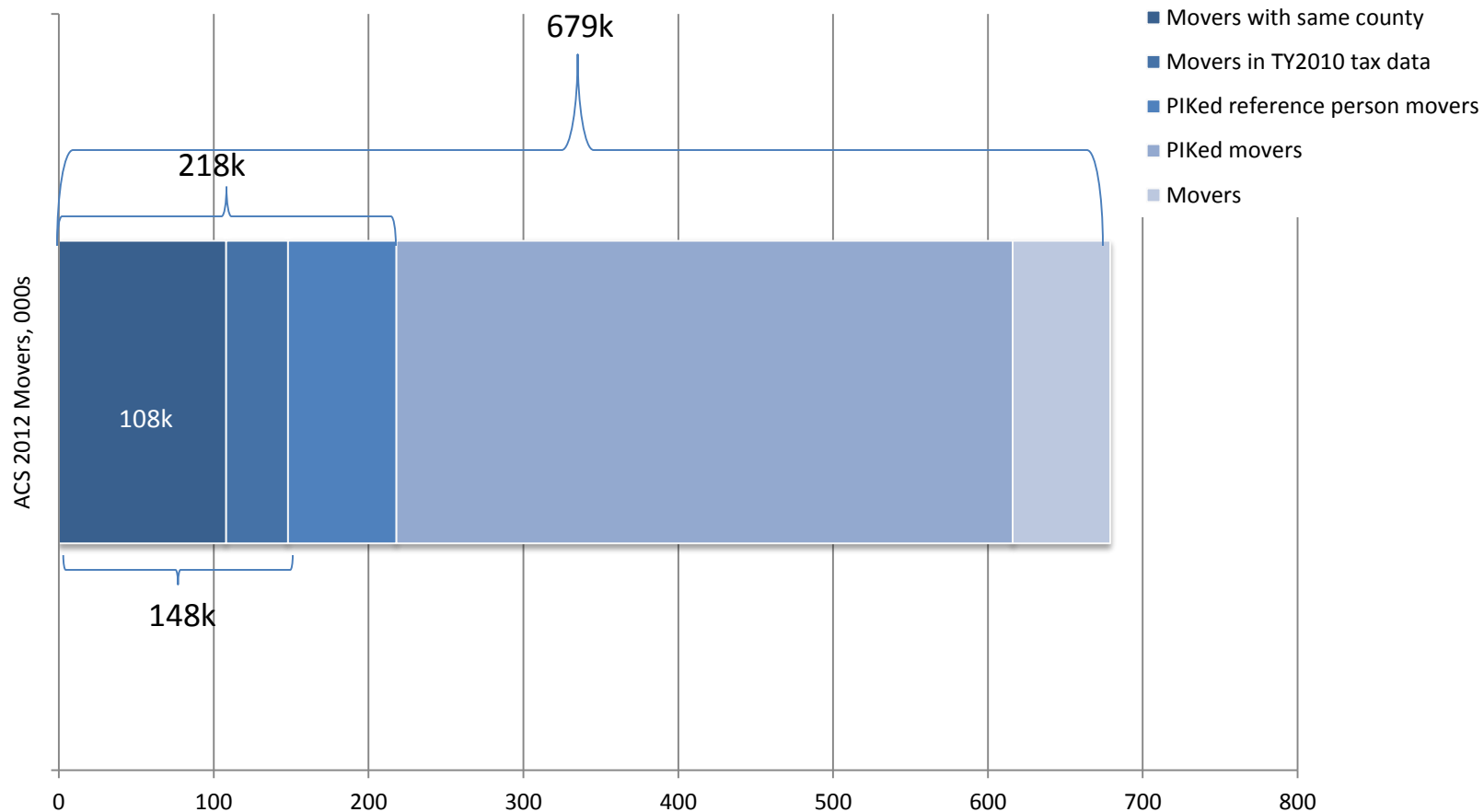
**Address (Number and street name)**

**Name of city, town, or post office**

**Name of U.S. county or municipio in Puerto Rico**

**Name of U.S. state or Puerto Rico**      **ZIP Code**

# Residence One Year Ago, ACS 2012 and IRS TY2010



# Planned Research

- Pursue regulations change to obtain 1099 income amounts
- Evaluate mortgage presence and amount using third party data
- Evaluate facilities using Multiple Listing Service and Zillow data
- Prepare edits and imputed values from administrative records rather than respondent provided data
- Evaluate distributions and constructed measures such as poverty rates

# Questions?

[amy.b.ohara@census.gov](mailto:amy.b.ohara@census.gov)