

# Reporting Enrollment from an All-Payer Claims Database (APCD)

Ashley Storms | *Associate Analytic Reporting Manager*  
Massachusetts Center for Health Information and Analysis  
September 14, 2016




center  
for health  
information  
and analysis

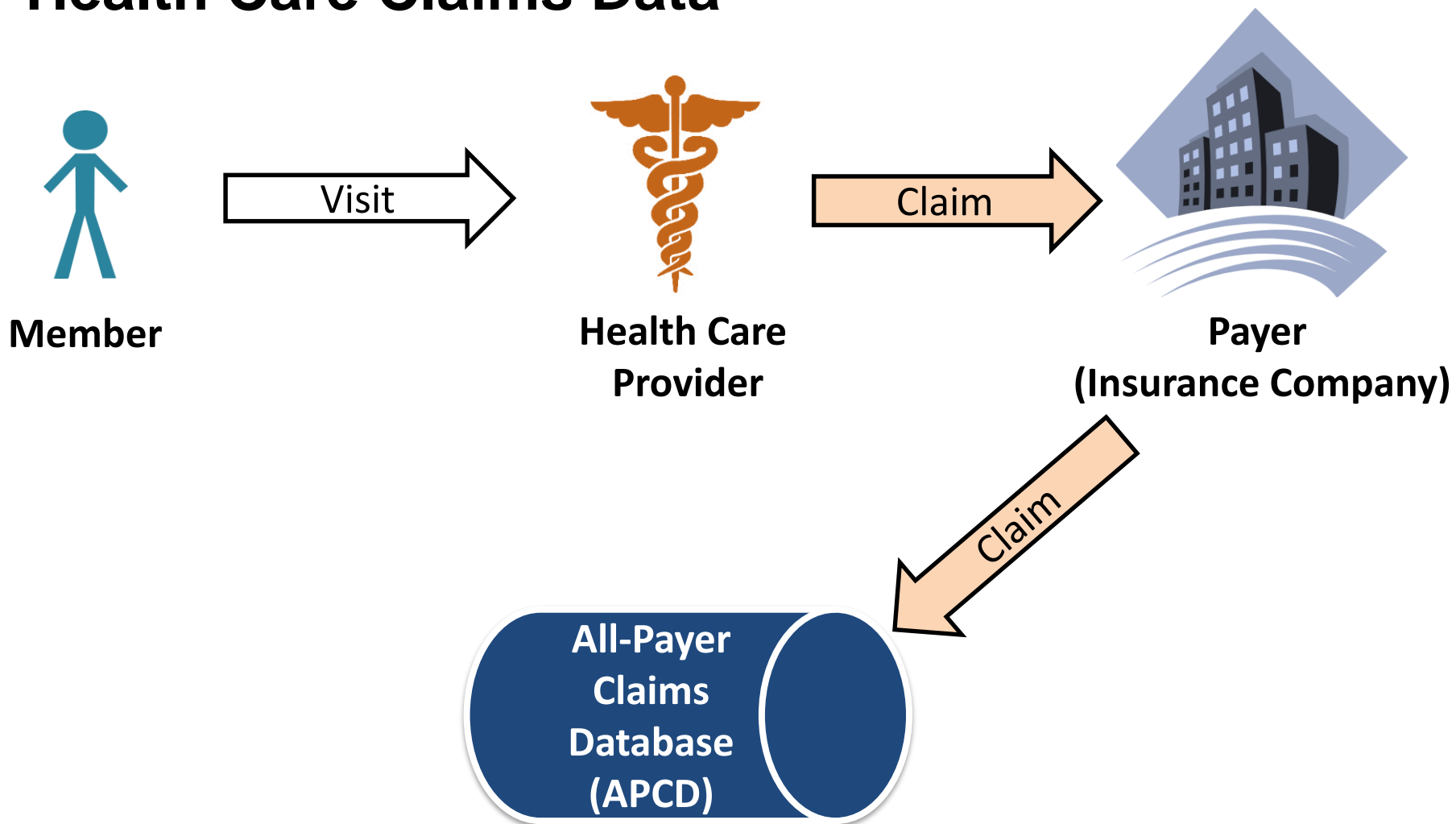
# Questions to Answer:

1. What is an APCD?  
All-Payer Claims Database
2. How does the MA APCD contribute to enrollment reporting in Massachusetts?
3. Why use an APCD to report enrollment?

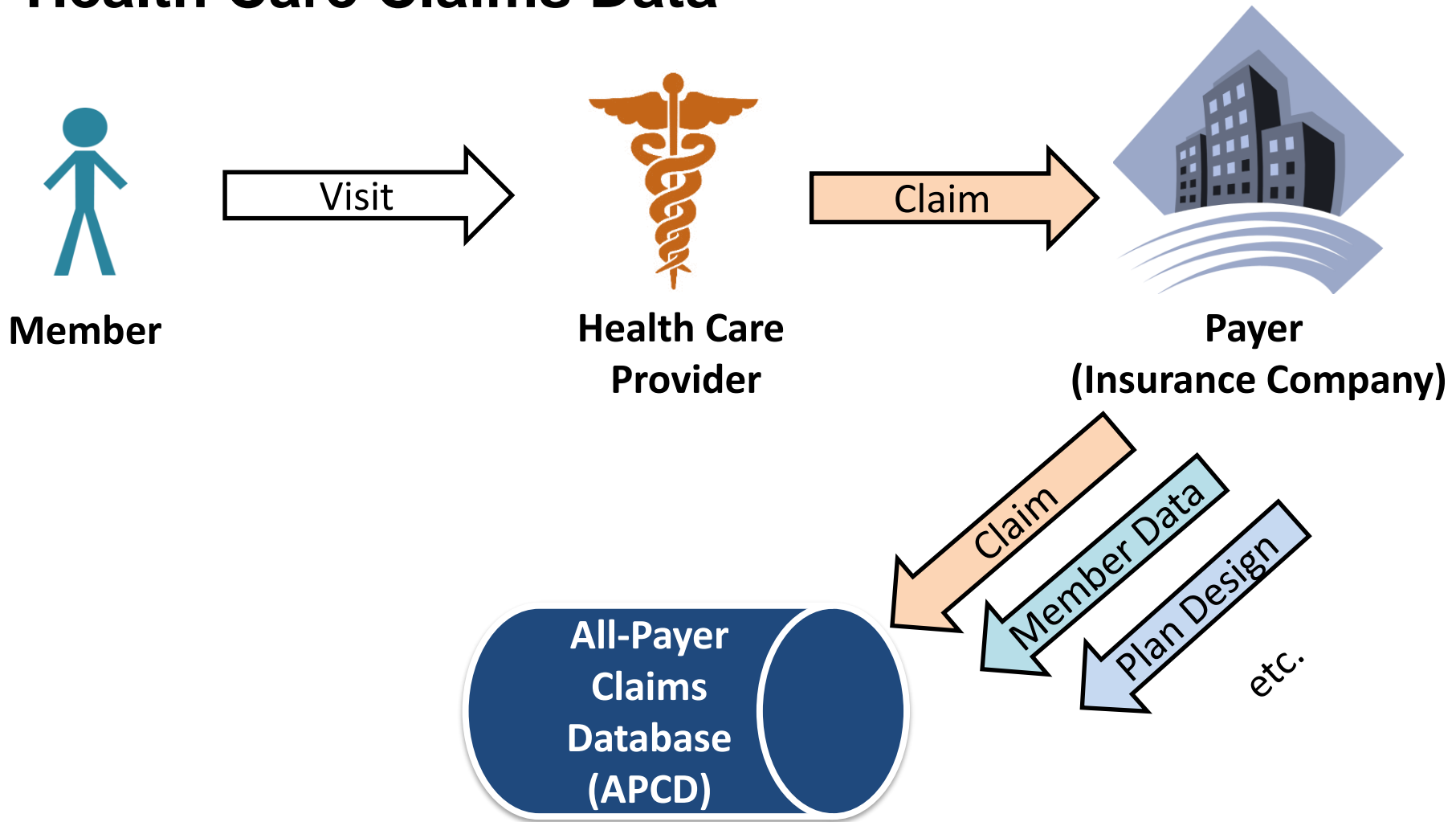
# Health Care Claims Data



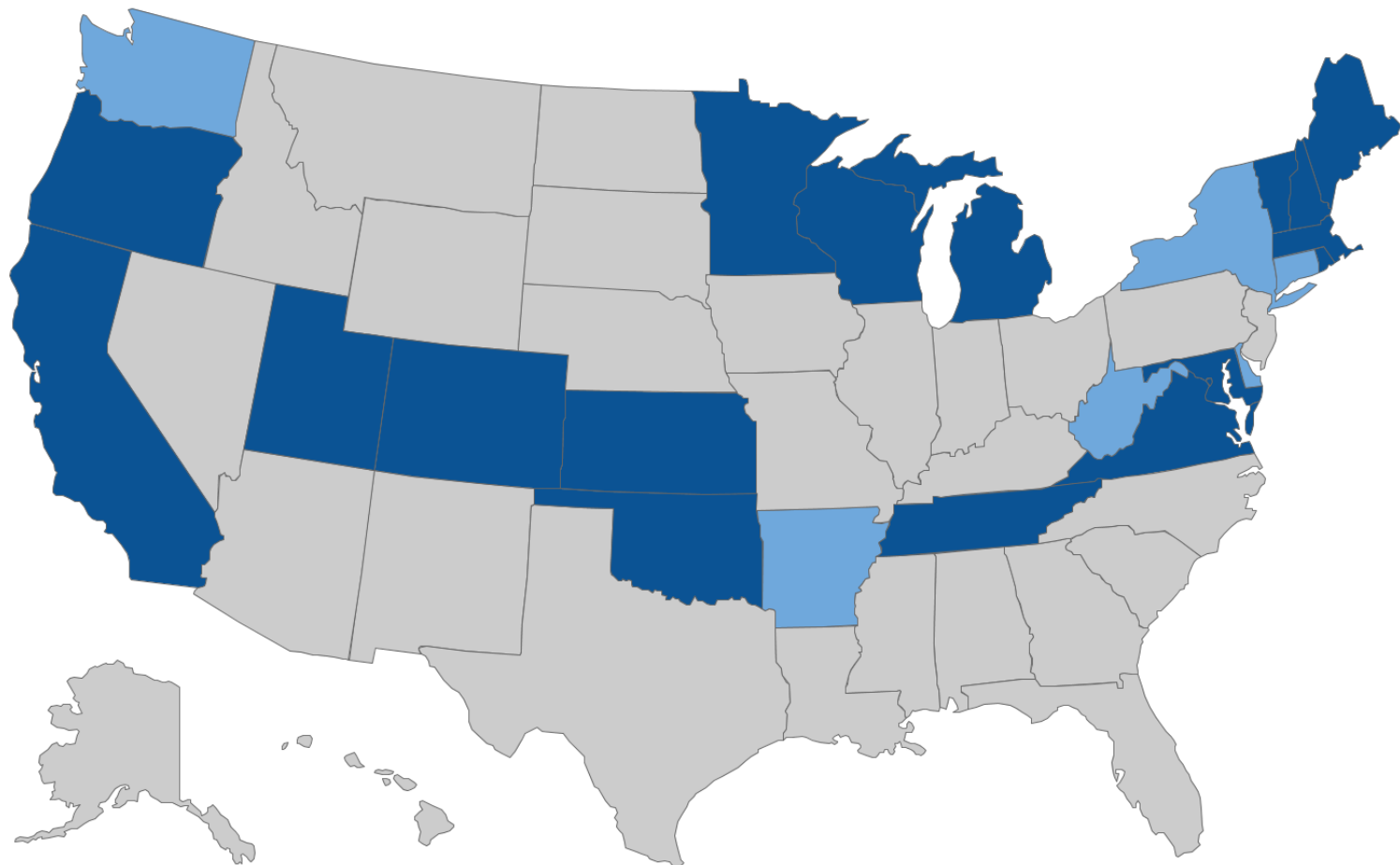
# Health Care Claims Data



# Health Care Claims Data



# APCDs Currently Exist in 17 States—And Counting



 Current APCD

 In Implementation

Data Source: [APCD Council](#)

# Massachusetts All-Payer Claims Database (MA APCD)

- Data submitted by more than 80 entities, including commercial payers (insurance company) and MassHealth (Medicaid)
- Members can be tracked across payers and across time

# Massachusetts All-Payer Claims Database (MA APCD)

Not just claims data:

- Member demographic information
- Enrollment dates
- Health plan descriptions
- Claims (medical, dental, pharmacy)
- Health care provider information



# Massachusetts All-Payer Claims Database (MA APCD)

State agency data users include:

- Center for Health Information and Analysis
- Massachusetts Health Connector (health insurance marketplace)
- Health Policy Commission
- State Auditor's Office
- Division of Insurance
- Department of Public Health
- Group Insurance Commission (state employee health insurance)

# Massachusetts All-Payer Claims Database (MA APCD)

- Data is also released to other entities when data privacy and public interest standards are met
- Other data users include health care providers, payers (insurance companies), and researchers

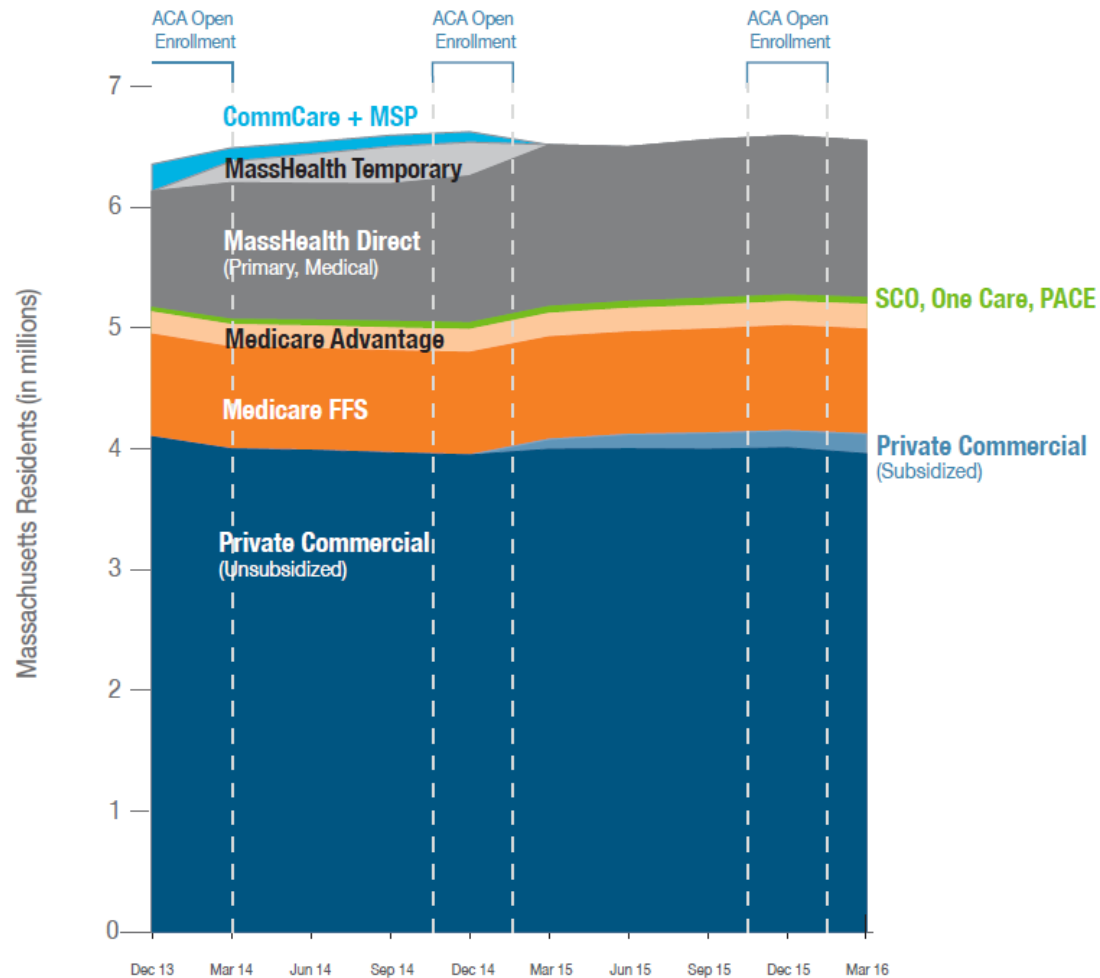
## Total Massachusetts Enrollment

December 2013 - March 2016

# Enrollment Trends

- Released every six months since July 2015
- Primary, medical insurance coverage for Massachusetts residents
- Sourced from MA APCD, supplemented with publicly available and payer-submitted data

Source: MA APCD, supplemental payer data, Massachusetts Health Connector, CMS  
See July 2016 *Enrollment Trends* report for more detail.



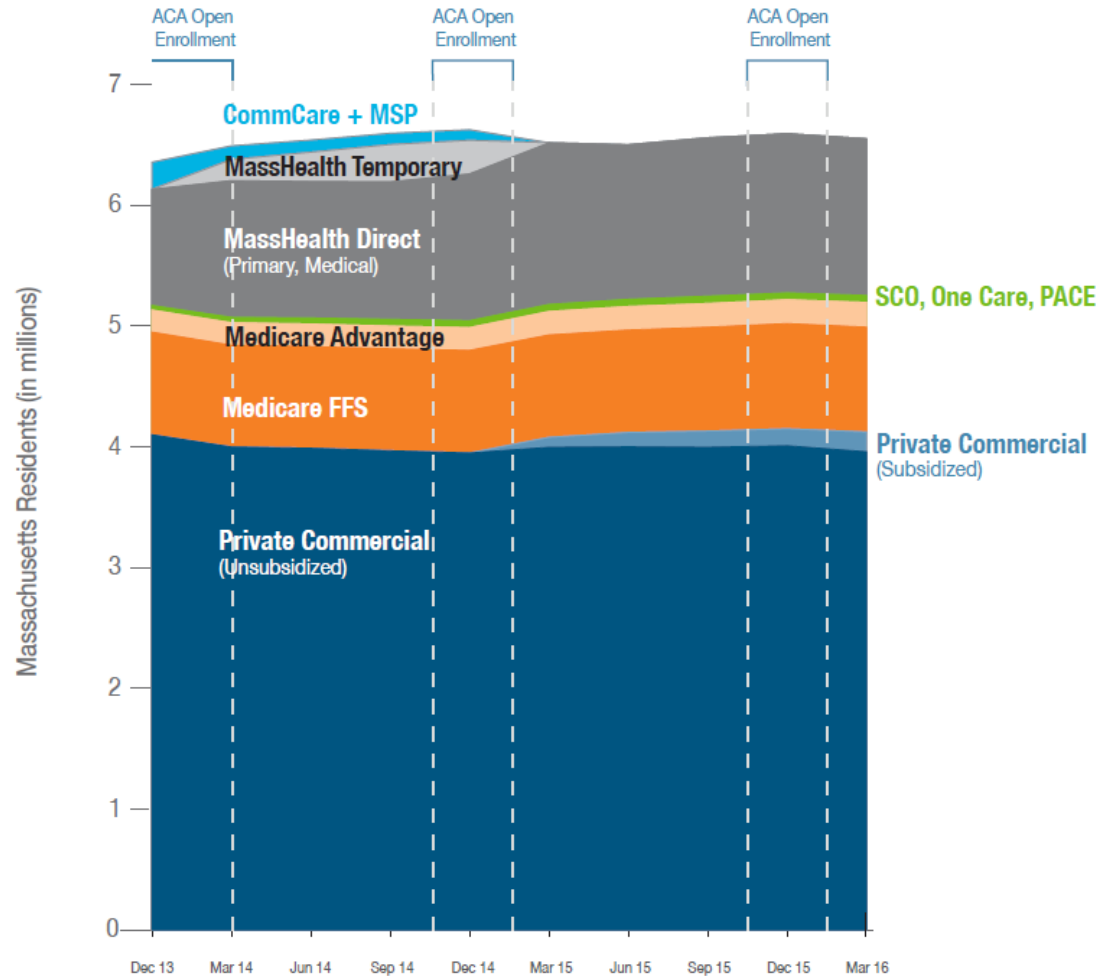
## Total Massachusetts Enrollment

December 2013 - March 2016

# Enrollment Trends

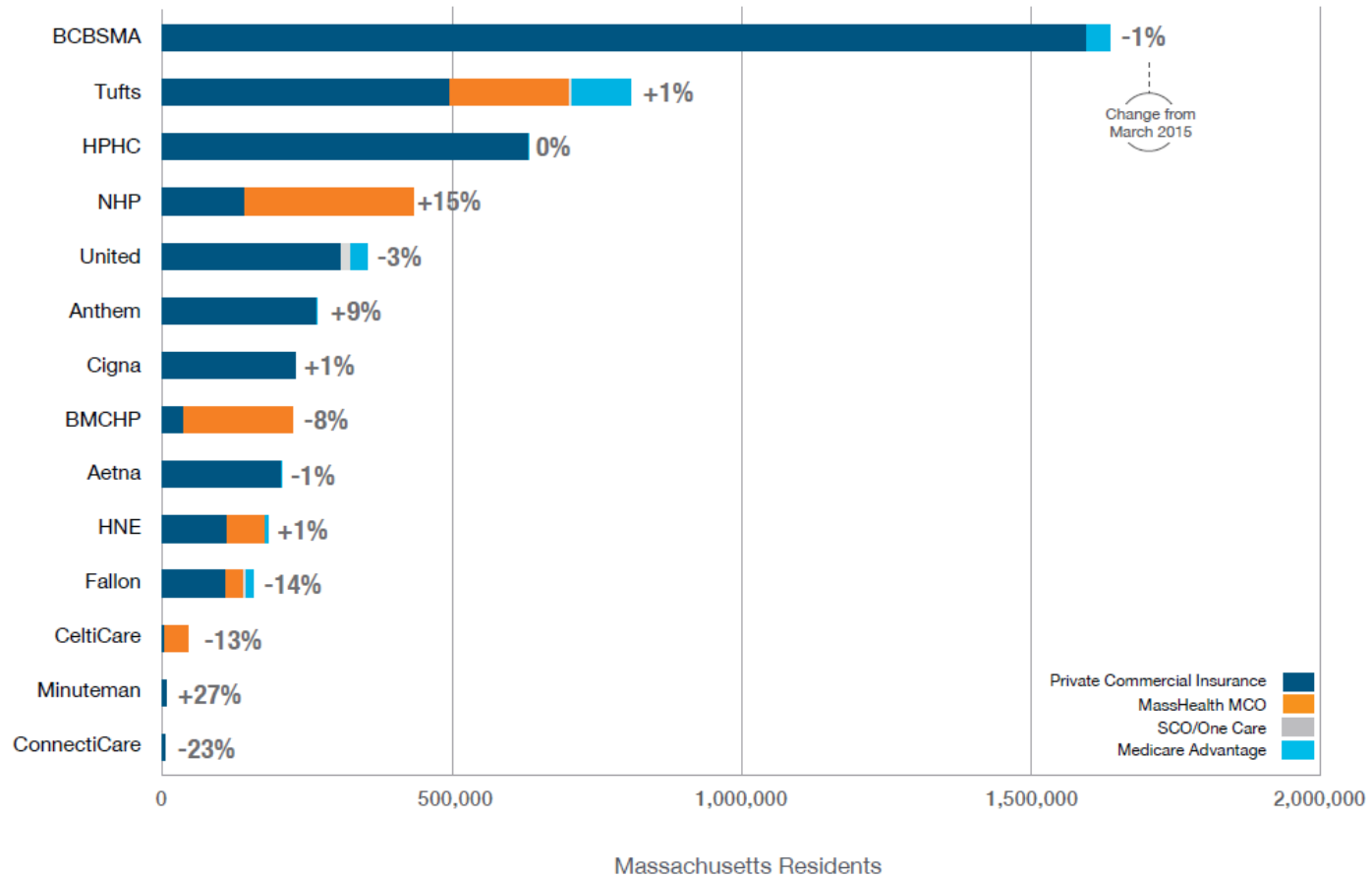
- Released every six months since July 2015
- Primary, medical insurance coverage for Massachusetts residents
- Sourced from MA APCD, supplemented with publicly available and payer-submitted data

Source: MA APCD, supplemental payer data, Massachusetts Health Connector, CMS  
See July 2016 *Enrollment Trends* report for more detail.



# Commercial (Private & Public) Enrollment by Payer

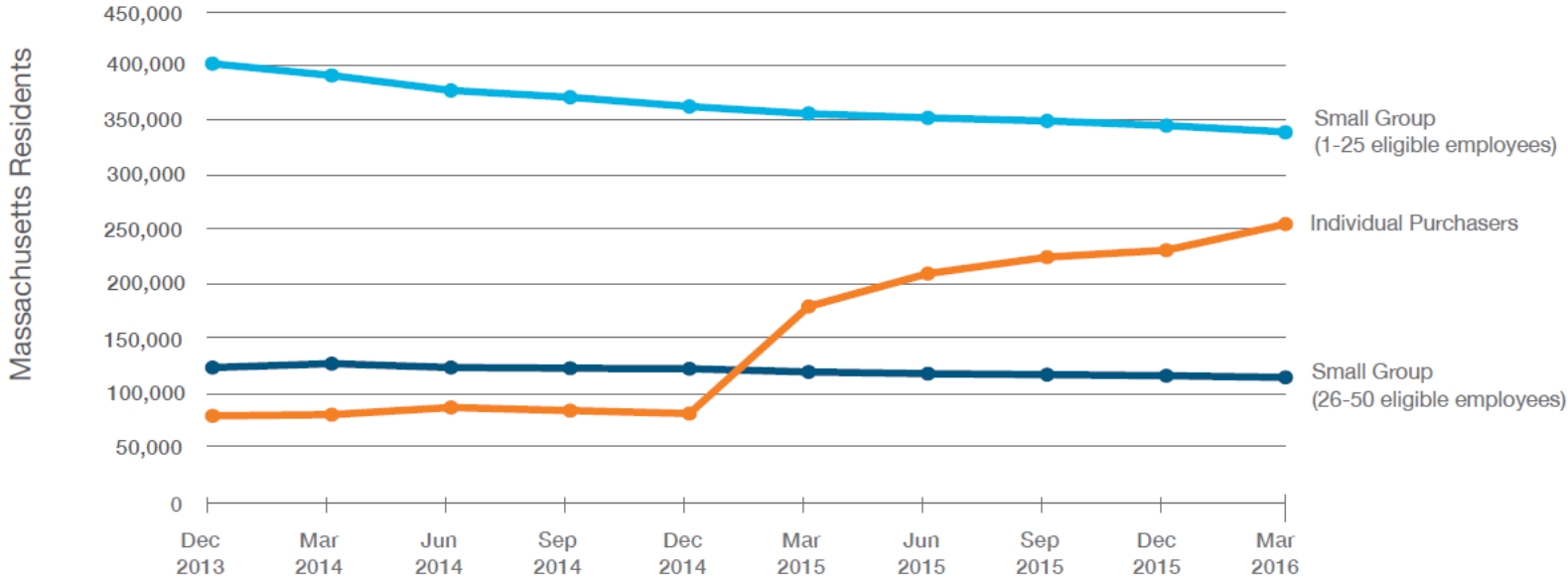
March 2016



Source: MA APCD, supplemental payer data, CMS. See July 2016 *Enrollment Trends* report for more detail.

# Merged Market Enrollment by Employer Size

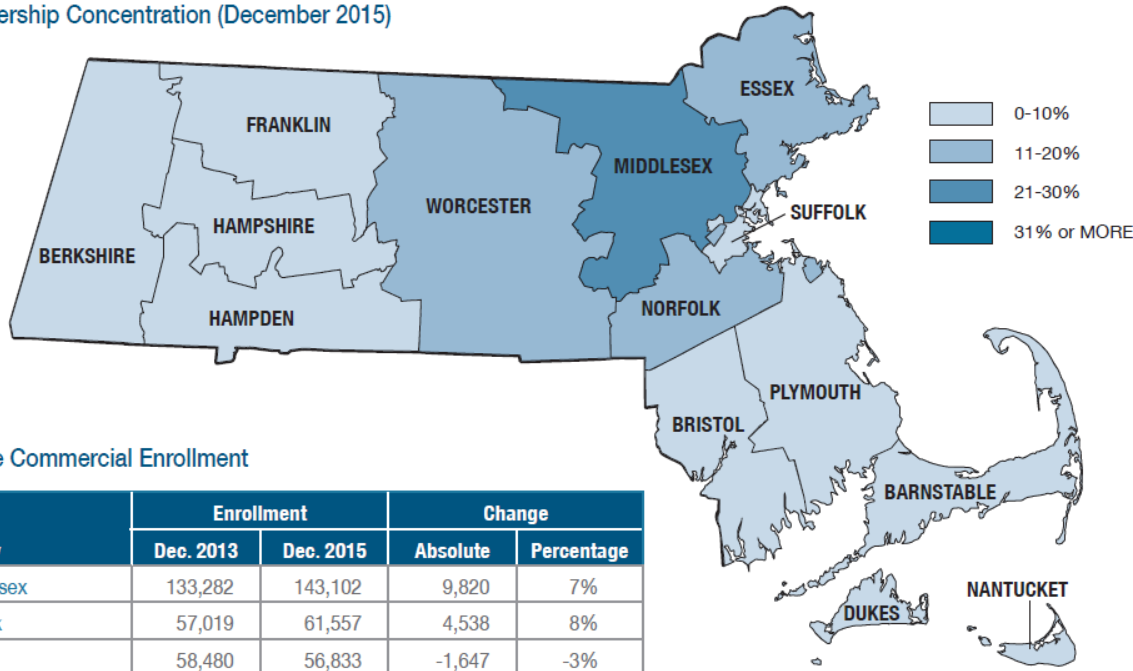
December 2013 - March 2016



Source: MA APCD, supplemental payer data. See July 2016 *Enrollment Trends* report for more detail.

# Tufts Health Plan

Membership Concentration (December 2015)



Private Commercial Enrollment

County	Enrollment		Change	
	Dec. 2013	Dec. 2015	Absolute	Percentage
Middlesex	133,282	143,102	9,820	7%
Norfolk	57,019	61,557	4,538	8%
Essex	58,480	56,833	-1,647	-3%
Worcester	47,270	51,350	4,080	9%
Suffolk	39,654	47,464	7,810	20%
Other Counties	101,821	126,361	24,540	24%
<b>MA APCD Total</b>	<b>437,526</b>	<b>486,667</b>	<b>49,141</b>	<b>11%</b>
Massachusetts Total	437,526	486,667	49,141	11%

**NOTES:**  
 Enrollment includes only private commercial membership for Massachusetts residents with primary, medical coverage. Top five counties are based on December 2015 enrollment data. 100% of Tufts's enrollment was available from the MA APCD. Data includes members of the Tufts subsidiary previously known as Network Health. See [technical appendix](#) for more information.

# Why use an APCD to report enrollment?

- APCD data is granular and offers analytic flexibility



# Why use an APCD to report enrollment?

- APCD data is granular and offers analytic flexibility
- Analysis and reporting improve data quality for all users

# Why use an APCD to report enrollment?

- APCD data is granular and offers analytic flexibility
- Analysis and reporting improve data quality for all users
- Process for counting members can be used by others inside and outside CHIA

# Why use an APCD to report enrollment?

- APCD data is granular and offers analytic flexibility
- Analysis and reporting improve data quality for all users
- Process for counting members can be used by others inside and outside CHIA
- Member Eligibility can be linked to other APCD files (e.g. medical or pharmacy claims) for further analysis

# Find Out More

*Enrollment Trends* report, databook, technical appendix, Health Plan Member Atlas, and programming code:

<http://www.chiamass.gov/enrollment-in-health-insurance/>

More information on the MA APCD:

<http://www.chiamass.gov/ma-apcd/>

**Ashley Storms**

[ashley.storms@state.ma.us](mailto:ashley.storms@state.ma.us)

Center for Health Information and Analysis (CHIA)

Commonwealth of Massachusetts